


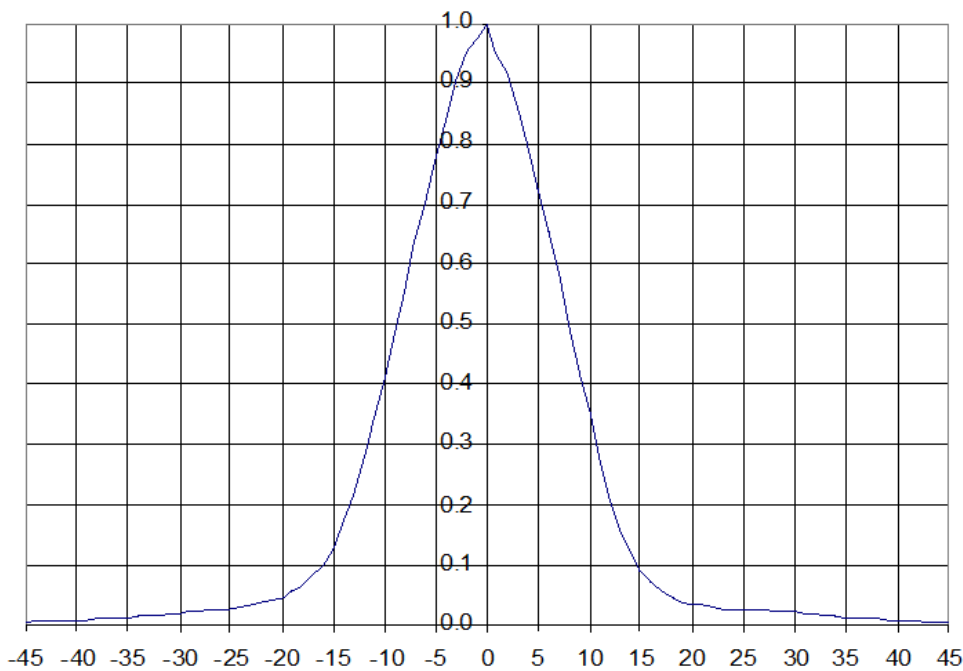
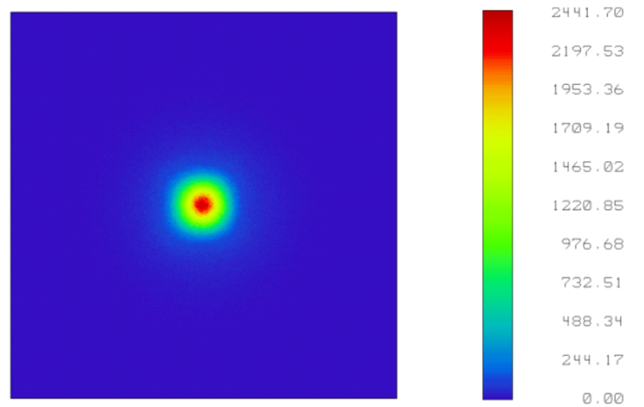
ILLUMINATION MACHINES

2 Keystone Ave Suite 500
Cherry Hill, NJ 08003
phone: 1-856-685-7403
fax: 1-866-384-0171
illuminationmachines.com

Cree MCE, MC-E 15deg optic: Proprietary design eliminates the dark "x" commonly found in narrow-beam optics for 4-chip LED arrays. Mixes and collimates light well at high efficiency, >88%. UL-94 V0 materials and integrated holder/alignment features to MCE package

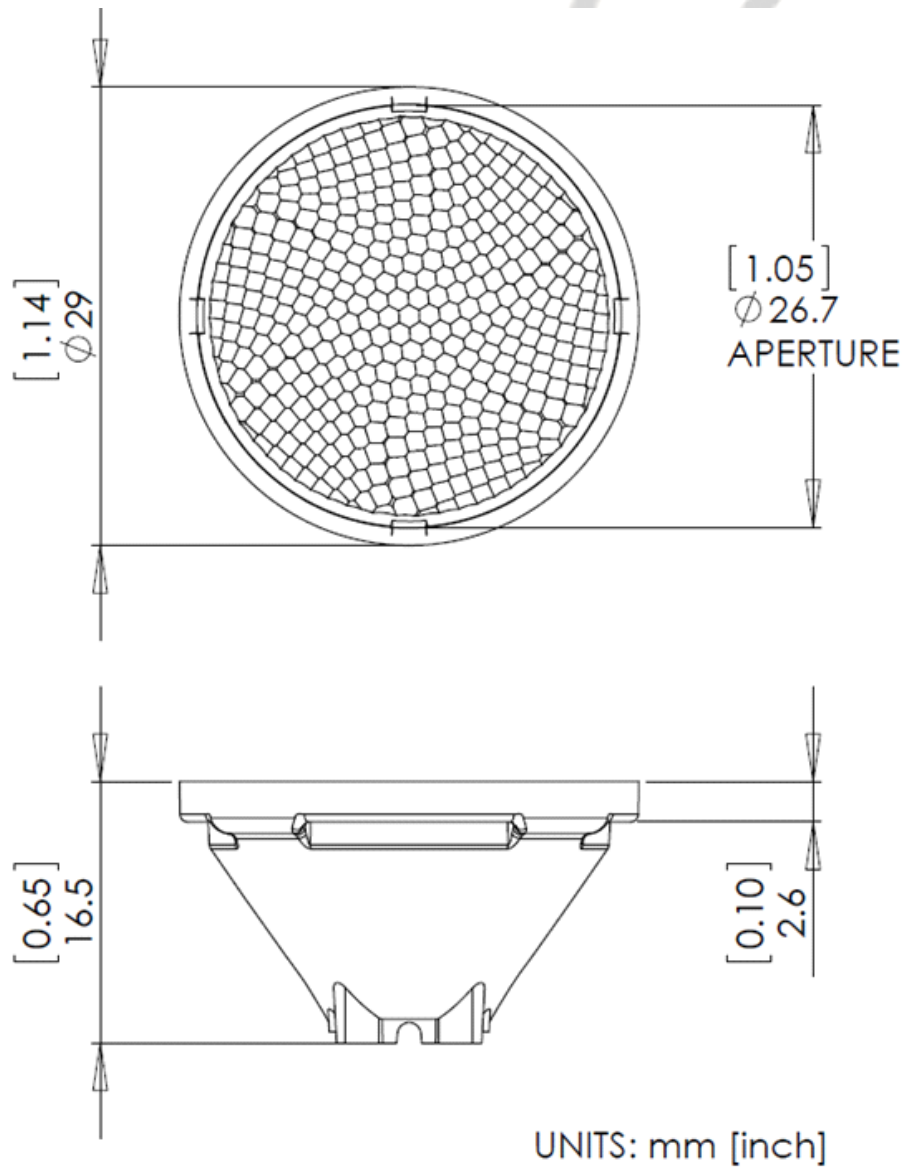


Illuminance Plot - warm white Cree MC-E at 300lm



15deg beam,
32deg field,
7 cd/lm

Mechanical Drawing



	Material	Color	Max Temperature (degC)
Reflector	Polycarbonate	Opaque	130
Lens	Polycarbonate	Clear	80

Attachment

No special drilled holes in MCPCB are necessary. Optic aligns with MC-E package.
 Optic may be held down with a 27mm aperture opening in assembly.
 Glue may also be used for attachment.